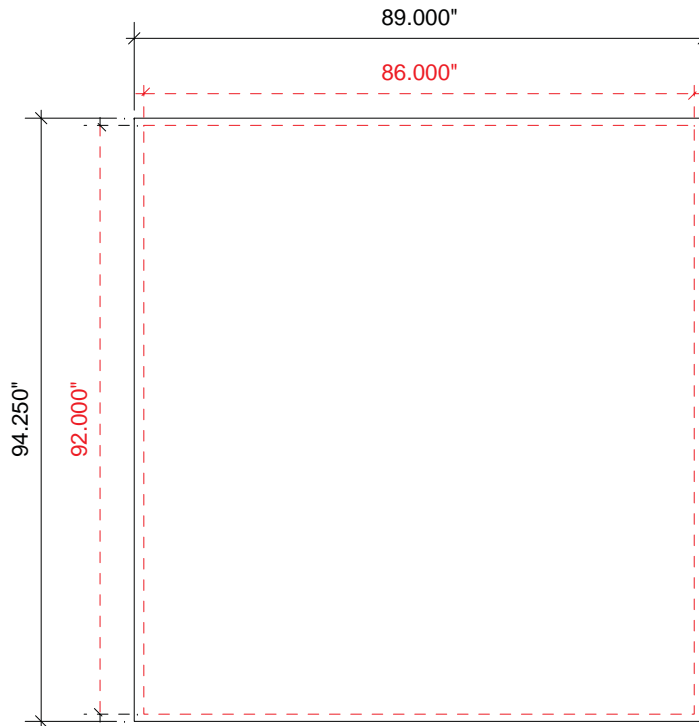


*Magellan Miracle Backwall Graphic Dims - 10ft Version*

Product Name: Miracle
Process: Colossus 8-Color
Material: Poly Knit 9
Effective Date: 11/11/2011



Finished Size: 89"w x 94.25"h  
 Live Area: 86"w x 92"h  
 Add 1.125" bleed on top and bottom of graphic  
 Add 1.5" bleed on left and right side of graphic  
 1/2" Hook Velcro to be sewn into all 4 front sides.

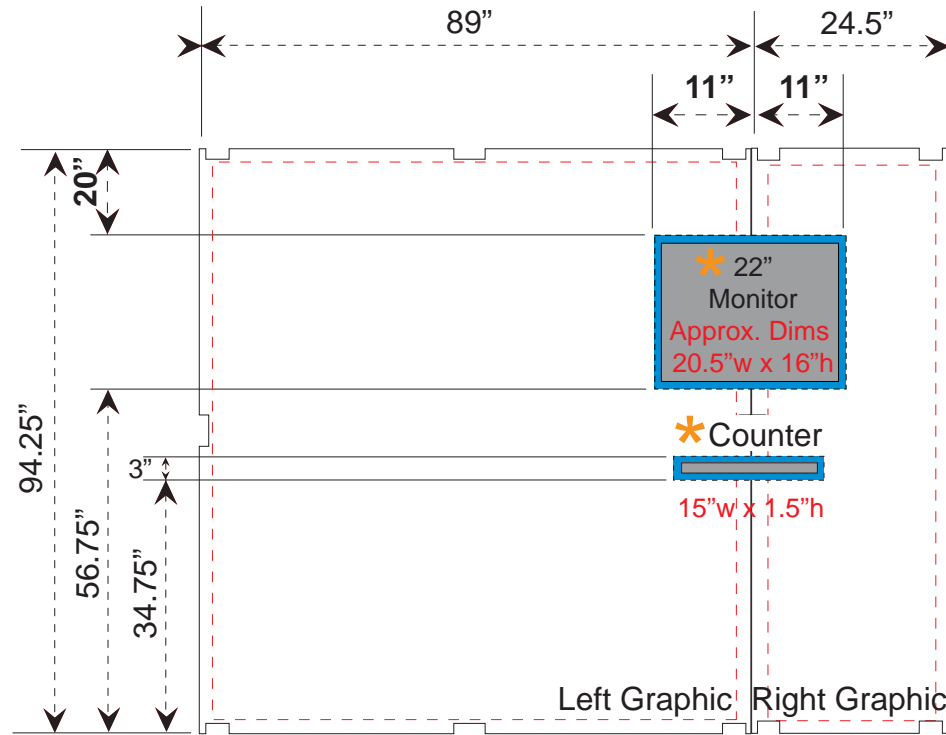


Finished Size: 24.5"w x 94.25"h  
 Live Area: 21"w x 92"h  
 Add 1.125" bleed on top and bottom of graphic  
 Add 1.75" bleed on left and right side of graphic  
 1/2" Hook Velcro to be sewn into all 4 front sides.

**NOTE:** Graphic files must be @ 150 dpi Finished Size.  
**DO NOT** send Flattened Files. Production can not manipulate the content, proportion or color of these files.

**NOTE:** These dimensions are for graphic layout purposes.  
 Graphic needs to be notched and test fitted to Magellan Miracle frame.

Product Name: Miracle
Process: Colossus 8-Color
Material: Poly Knit 9
Effective Date: 10/31/2011



Blue Area indicates 3/4" bleed area around the counter and the monitor


- \* Note: When adding Monitors and Counters to the Magellan Miracle unit, portions of the graphic will be covered. Please design graphic layout according to suggested locations.

**NOTE:** Graphic files must be @ 150 dpi Finished Size.  
**DO NOT** send Flattened Files. Production can not manipulate the content, proportion or color of these files.

**NOTE:** These dimensions are for graphic layout purposes.  
Graphic needs to be cut and test fitted to Magellan Miracle frame. page 2 of 3

Product Name: Miracle
Process: Direct Print
Material: 1/8" Sintra
Effective Date: 12/01/2009

Pedestal Front Insert



Finished Size: 25.19"w x 14.5"h  
Live Area: 24.69"w x 14"h

Add 1/4" bleed around perimeter

**NOTE:** Graphic files must be @ 150 dpi Finished Size.  
**DO NOT** send Flattened Files. Production can not manipulate  
the content, proportion or color of these files.